



**NEW!**  
See Pages 3-4

## Quick Patch System

*For Refrigerated Trailers*

### Virtually everything you need to patch a trailer - in one box!


The Quick Patch System offers a quick and safe way to patch holes that have damaged interior walls of refrigerated trailers.

- No more mixing filling compounds
- No more cutting fiberglass to fit
- Quick Patch adds back insulation and a moisture barrier


Quick Patch will save time, money and will provide a consistent clean patch that will blend in with the wall. At \$5.00 to \$6.00 per patch it offers a huge cost savings.

Quick Patch comes in a roll so you cut off what you need. With Quick Patch you can repair many sizes of holes with the 1 ft. or 2 ft. wide rolls and roll lengths are 20, 40 and 60 ft. long, so tears can be as long as the trailer. Just insert the structural rounds if needed, then apply the textured film and edge sealer and you should be done in about 10 minutes. Our new design offers longer working time.

Every thing you need to patch a trailer is packaged in one box so it is very convenient to use and there are three sizes to fit your needs.



**BEFORE**



**AFTER**

## Quick Patch System Includes the Following Items:

- Heavy-duty, textured film with an ultra strong adhesive applied to it. This will cover the damaged area. (12" - 24" wide 20, 40, 60 ft. long)
- Structural rounds to fill the damaged area (Providing added insulation. 10, 20, 40+ per roll)
- Heavy-duty utility scissors
- Fast setting edge sealer with mixing tips. (Kits include 180 ml single cartridge(s))
- Self-mixing tips, no hand mixing
- Wire cleaning brush
- Each box also includes an easy to use supply container to keep everything together
- Instruction sheet includes a large picture for each step
- In addition there is a quick access slot on the side of the box for easily dispensing of the textured film



### **20 ft. Kit / Kit Includes:**

20 ft. QPS20R, 20 sets of foam rounds, 1 tube of sealer, scissors, cleaning brush, 20 static mixers for the sealer cartridge

**Part #  
QPS20**

### **Quick Patch Single Kits**

#### **Quick Patch 5 ft. Trial Kit / Kit Includes:**

5 ft. film, 5 sets or foam inserts, 1 tube of edge sealer, 10 static mixers, scissors, cleaning brush, cleaning pads

**QPS05**

#### **Quick Patch 10 ft. Kit / Kit Includes:**

10 ft film, 10 sets or foam inserts, 1 tube of edge sealer, 20 static mixers, scissors, cleaning brush, cleaning pads

**QPS10**


## **Replacement Parts Now Available!**



12" x 20' Replacement Film .....	<b>Part # QPS20R</b>
24" x 60' Replacement Film .....	<b>QPS2460R</b>
Edge Sealer 12/Case .....	<b>QPSHDS18012</b>
Sealer Mixers 10/Pack.....	<b>QPSSM180</b>

# Translucent Roof Patch System

*For Refrigerated Trailers*



**Part # QPSTRP**

# NEW!

**Technology Fleet Products, Inc** has now developed a patching system for translucent roofs. The 17 mil co-laminated film can last for up to 7 years, It sticks to the roof and is completely clear. Every kit comes with 10' of film, a tube of flexible edge sealer and 10 mixing tips that fit on the sealer tube. The sealer sets in 15 minutes.

**IT'S VERY IMPORTANT THAT THE ROOF SURFACE IS CLEAN AND DRY; ANY OXIDATION DUST AND DIRT NEEDS TO BE REMOVED.**

If there is time, it is advised to pressure wash the area where the patch will go and allow it to dry. Otherwise clean the surface with a 3M Rolock Bristle 3" White Disc. Blow off with air and wipe with clean rags.

After preparing the surface cut the roof patch film so that it overlaps the damaged area by at least 6".

Peel off the protective backing and apply the film to the roof. Press firmly all over the patch so that it will stick and stay flat. For best results apply a little heat to the surface of the patch with a heat gun or hair dryer. Keep pressing.

Next use a caulk gun to apply the edge sealer. Attach a mixing nozzle to the end of the sealer tube.

Apply a small bead of the edge sealer around the patch so it will cover the edge of the patch and spread out to about 1/2 an inch around the patch. It should also seep under the edge of the patch.

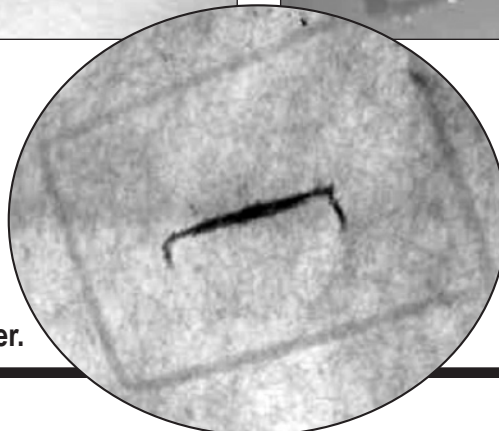
The edge sealer will set up in about 15-20 minutes (longer if it is colder). Do not apply heat after applying the edge sealer.




**Clear film applied to roof.**



**Patch with edge sealer applied.**



**View from inside the trailer.**



# DegaSeal™ Adhesive Sealant

# NEW!

DegaSeal provides a tenacious adhesion to a wide variety of substrates and is usable where most other sealants would fail. UV protected and will not discolor after application. It also has one of the fastest tack free times in the industry; 15 minutes!



**DegaSeal™ 26 can be painted just 20 minutes after application.**

Product	Tack-Time	Applications
DegaSeal 26	20 Min.	Fast tack for improving production cycle times
CX84-261-123 ..... White		
CX84-267-123 ..... Gray		

## WE STOCK TRAILER DOOR HINGES & PINS



### GREAT DANE STYLE 3-HOLE HINGE

cross reference:  
Great Dane #31801018



### GREAT DANE STYLE 4-HOLE HINGE

cross reference:  
Great Dane #31800904



### WABASH STYLE 4-HOLE HINGE

cross reference:  
Wabash #21100291



### WABASH STYLE 4-HOLE HINGE (REEFER)

cross reference:  
Wabash #21101272




### TRAILMOBILE STYLE 4-HOLE HINGE

cross reference:  
Trailmobile #515-10-78-1



### STOUGHTON STYLE 3-HOLE HINGE

cross reference:  
Stoughton #04-86386-001-00  
& Miner #H-1086



### NEW! TEE-HOLDER

022-00990



### NEW! BULK KIT

Bulk Kit includes base &  
tee holder  
cross reference:  
5601, 29-4. No. 9

022-01022

April 2011 (QuickPatch)



<b>Iowa</b>	<b>Des Moines</b> 1436 E. Ovid (515) 265-1491 Fax (515) 265-4120 Parts Fax (800) 314-4329 (800) 888-0248	<b>Cedar Rapids</b> 200 50th Ave. S.W. (319) 365-4453 Fax (319) 365-6327 (800) 332-5435 Fax (877) 706-6085	<b>Clear Lake</b> 840 Hwy. 18 W. (641) 357-7101 Fax (641) 357-8190 (800) 397-5630 Fax (800) 548-9674	<b>Missouri</b>
	<b>Davenport</b> 8502 Northwest Blvd. (563) 322-2671 Fax (563) 322-5940 (800) 553-1886	<b>Sioux City</b> 1819 E. 4 <sup>th</sup> St. (712) 252-7969 Fax (712) 252-6149 (800) 943-3534	<b>Kansas City</b> 5801 Front St. (816) 471-1552 Fax (816) 471-0813 (800) 821-7402	

**Truck Parts  
SUPER STORE™**

**Grandview**  
14817 So. 71 Hwy.  
(816) 318-9111  
Fax (816) 318-9114  
Toll Free (866) 318-9111